

# Bachelor's Program Admissions Handbook for Academic year 2022-2023

## College of Music, Mahidol University

### Admission schedule for Academic Year 2022-2023 (Online)

Schedule	Admission 1	Admission 2	Admission 3	Admission 4
1. Application forms Available	From August 10, 21			
2. Application Submission Deadline (online) • Submit documents: <a href="https://forms.gle/bzTxvCC6JMWjREqVA">https://forms.gle/bzTxvCC6JMWjREqVA</a>	Sat. 4 Sep. 21	Sat. 27 Nov. 21	Sat. 5 Feb. 22	Thu. 31 Mar. 22
3. Announcing the list of applicants and announcing the date, time, online platform for major exam and written exam.	Sat. 11 Sep. 21	Sat. 4 Dec. 21	Sat. 12 Feb. 22	Sat. 2 Apr. 22
4. Exam date: Music Performance Test (Audition) - Audition Link Submission Deadline • Submit Audition: <a href="https://forms.gle/mRZ9Hc3y3JNNYTEL7">https://forms.gle/mRZ9Hc3y3JNNYTEL7</a>	Sat. 11 Sep. 21	Sat. 4 Dec. 21	Sat. 12 Feb. 22	Sat. 2 Apr. 22
5. Exam date: major exam and written exam (online)	Sat. 25 Sep. 21	Sat. 18 Dec. 21	Sat. 26 Feb. 22	Sat. 9 Apr. 22
6. The list of eligible applicant for interview Announcement	Wed. 6 Oct. 21	Wed. 29 Dec. 21	Wed. 9 Mar. 22	Wed. 20 Apr. 22
7. Interview Dates	Sat. 9 Oct. 21	Sat. 8 Jan. 22	Sat. 12 Mar. 22	Sat. 23 Apr. 22
8. Exam Results Announcement	Sat. 16 Oct. 21	Sat. 15 Jan. 22	Sat. 19 Mar. 22	Tue. 26 Apr. 22
9. Report, register and pay the registration fee	16-20 Oct.21	15-19 Jan. 22	19-23 Mar. 22	26-28 Apr. 22

**More Information Examination Information:** [www.music.mahidol.ac.th](http://www.music.mahidol.ac.th)

**Examination follow up:** [commas.music.mahidol.ac.th](http://commas.music.mahidol.ac.th)

**Admission Contact:** [msadmission@mahidol.edu](mailto:msadmission@mahidol.edu)

**Admission Contact:** call no. 02 800 2525 ext. 1128, 1109

**TIME Contact:** [www.timemusicexam.com](http://www.timemusicexam.com)

**TIME Contact:** mobile phone no. 081 918 5381, call no. 02 4582680

**Submit application documents:** <https://forms.gle/bzTxvCC6JMWjREqVA>

**Submit Audition Recording Link:** <https://forms.gle/mRZ9Hc3y3JNNYTEL7>

## Bachelor's Program

### Program Structure

Our program aims to prepare a professional music major graduate. The length of our program is four years (with eight years maximum) Majors offer are Classical Music Performance, Jazz, Music Composition, Musical Theater, Popular Music, Thai and Eastern Music, Music Business, Music Education and Pedagogy, and Music Technology

The curriculum structure of the Bachelor of Music program consists of 8 semesters with a total of 139 credits.

<b>1. General courses</b>	<b>30 credits</b>
a. General courses	(7 credits)
b. Language course	(12 credits)
c. Science and mathematic courses	(4 credits)
d. Social science and humanities courses	(7 credits)
<b>2. Music Courses</b>	<b>103 credits</b>
a. music core courses	(49 credits)
b. required major courses	(48 credits)
c. music elective courses	(6 credits)
<b>3. Free elective courses no less than</b>	<b>6 credits</b>
<b>Total</b>	<b>139 credits</b>

## Thailand International Music Examination: TIME

### 1. How to apply with the TIME score

In order to study here, prospectus students should obtain a required result of TIME. The applicant will need to apply for TIME for Thai Music theory, Music Theory, and Aural training. Requirement will depend on the major areas of application.

If the applicant did not pass the TIME (<60%), but qualify for other areas, the applicant will be admitted to the college under condition and will be placed in the music foundation course as indicated in the program curriculum. However, applicant is allowed to re-take TIME and if the result is more than 60%, the applicant can submit the result for an update score until April 2021.

### 2. TIME Subjects to use for College of Music admission

Program / Major		TIME (Thai Theory)	TIME (Western Theory)	TIME (Ear-Training)
Bachelor	Classical Music Performance	-	submit Grade 12	submit Grade 12
	Jazz	-	submit Grade 12	submit Grade 12
	Thai and Eastern Music	submit Grade 12	submit Grade 5	-
	Popular Music	-	submit Grade 12	submit Grade 12
	Music Composition	-	submit Grade 12	submit Grade 12
	Musical Theater	-	submit Grade 12	submit Grade 12
	Music Education and Pedagogy (Western)	-	submit Grade 12	submit Grade 12
	Music Education and Pedagogy (Thai)	submit Grade 12	submit Grade 5	-
	Music Business (Western)	-	submit Grade 12	submit Grade 12
	Music Business (Thai)	submit Grade 12	submit Grade 5	-
	Music Technology (Western)	-	submit Grade 12	submit Grade 12
	Music Technology (Thai)	submit Grade 12	submit Grade 5	-

### 2. Applicants can purchase an application form, handbook, and register at

- 1) TIME, branch MCGP Seacon Square Srinakarin Tel.: 02 7219894 - 7
- 2) TIME, branch MCGP Seacon Square Bangkae Tel.: 02 4582680
- 3) TIME, branch MCGP Siam Paragon Tel.: 02 1294542 - 6
- 4) College of Music Shop, Salaya Tel.: 02 8002525 # 2504, 2505

3. TIME exams are available both on-site and online. (Please check before applying)

Contact TIME for more Information (on-site/online): [www.timemusicexam.com](http://www.timemusicexam.com)

mobile phone no. 081 918 5381, call no. 02 4582680

Contact TIME for submit scores TIME: [msadmission@mahidol.edu](mailto:msadmission@mahidol.edu), [musicadmission@gmail.com](mailto:musicadmission@gmail.com)

## Admission Information

### 1. Entrance Qualifications

1. High School or Equivalent, or current in Grade 12<sup>th</sup> (or final year of the high school)
2. In performance skill in applied instrument/ vocal.
3. Has a required foundation knowledge of in Thai Music Theory, Music Theory, and Aural Skill. (according to the requirement)
4. Has a required knowledge of applicant's major area. (according to the requirement)
5. In good standing and will follow the rule and regulation of College of Music.
6. In good health and not under drugs

### 2. Admissions Process

Process	Detail
1. Admission Application	<ol style="list-style-type: none"><li>1. Choose Apply menu (Apply Now)</li><li>2. Complete the Online Application Form (Complete the form and pay 1,500 baht)</li><li>3. Complete the Application Materials in pdf file format and send to <a href="https://forms.gle/bzTxvCC6JMWjREqVA">https://forms.gle/bzTxvCC6JMWjREqVA</a></li></ol>
2. Check for admission status.	All information and all announcements will be announced online (log-in, COMMAS)
3. Examination place	Online Test

### 3. Application Materials

1. The Application Form from the website with photo (signed by the applicant and parent)
2. One letter of recommendation (either sent by the applicant or the recommender)
3. Photocopies of certified academic transcripts (ป.พ.1) or photocopies of school report
4. One (1) photocopies of government issued ID card / passport (In the case of international students)
5. TIME scores evidence.

#### Additional Information

- College of Music organizes four round of admission per academic year. For applicant who can not pass the admission, College of Music will keep the score (for the pass subjects) to use within the same academic year of application, and applicant will be able to use it for the next round (if needed)
- In order to re-use the pass score, applicant must print the proof for the "pass" of the specific subject in previous round from the COMMAS system and send it together with the new application request.

### 4.. Admitted Candidate

- 1 Any admitted candidate will report yourself and register within deadline.
2. Any candidate who pass the admission evaluation but do not process by deadline, he/she will be withdrawn from the program.

### 5. Information about subjects to be exams.

Major	Entrance Examination	Submit TIME scores
Classical Music Performance	1. Audition 2. Program Interview*	<p>Choose one group from applicant's instrument style.</p> <p>Western style: Submit scores from 2 subjects are; 1. Ear-Training: Grade 12 2. Western Music Theory: Grade 12</p> <p>Thai style: Submit scores from 2 subjects are; 1. Thai Music Theory: Grade 12 2. Western Music Theory: Grade 5</p>
Thai and Eastern Music	1. Audition 2. Program Interview*	
Jazz	1. Audition 2. Program Interview*	
Popular Music	1. Audition 2. Program Interview*	
Musical Theater	1. Audition 2. Program Interview*	
Music Composition	1. Composition audition (2 pieces) and test. 2. Major Examination (Written) 3. Program Interview*	
Music Education and Pedagogy	1. Audition 2. Major Examination (Written) 3. Major Examination (Group test) 4. Program Interview*	
Music Business	1. Audition 2. Major Examination (Written) 3. Program Interview*	
Music Technology	1. Audition 2. Major Examination (Written) 3. Program Interview*	

**More information**

\* means Incase has the list to interview.

- Music Education and Pedagogy: Choose one instruments and styles as follows: Classic, Jazz, Thai, Pop
- Music Business and Technology: Choose one instruments and styles as follows: Classic, Jazz, Thai, Pop

## 6. Information about examination content

🎵 Applied Music Performance is an assessment for performance skill of applicant's major instrument. Please read the audition requirement of your instrument/ major.

🎵 Thai Music Theory, Music Theory, and Aural Skill.

- Find the information about how to sue TIME for admission in College of Music at page 3.

- The applicant can submit the result for an update score until April 2022.

- If the applicant did not pass the TIME (<60%), but qualify for other areas, the applicant will be admitted to the college under condition and will be placed in the music foundation course in the regular semester as indicated in the program curriculum.

• Western music instrument: will be placed in two of the foundation subjects and will need to obtain a pass grade as a pre-requisite before taking the aural skill1 and music theory 1 of the BM program

• Thai music instrument: need a pass result in TIME

🎵 only applicants who pass the audition and the major subject of each department will be qualified for interview.

Please consult the College of Music announcement about the interview as well as time and venue.

🎵 English placement examination

This placement examination is for placing students into classes. Only the admitted candidate will be required to take.

The examination will cover the use of grammar, listening skill, reading skill, and writing skills.

YAMP student who use the transfer rule, will need to take the placement examination

🎵 Specific major examination, please read the requirement for your preferred major.

🎵 For applicant who can not pass the admission, College of Music will keep the score (for the pass subjects) to use within only the same academic year of application, and applicant will be able to use it for the next round (if needed)

**The final decision of the applicant's qualification will be under the admission committee's discretion.**

## Undergraduate program Examination Requirement

### 1. Classical Music Performance

#### Entrance Examination

1. Audition
2. Program interview (Incase pass audition/major exam. and have the list to interview)
3. Western music theory Grade 12 (submit TIME)
4. Ear training Grade 12 (submit TIME)

#### Classical Music Audition Requirement

#### Guitar

1. Three-octave scales of your choice. (one major, one melodic minor, and one harmonic minor scales)
2. Perform only one etude from the following list:
  - Etude no.1, 3, 4, 5, or 11 Villa-Lobos
  - Estudios Sencillos no. 10, 13, 14, 15, 18, or 20 by Brouwer
  - Etude Op. 6 no. 3, 4, 6, 7, 8, or 10 by Sor
  - Etude Op. 31 no. 12, 15, 19, 20, or 22 by Sor
  - Etude Op. 48 no. 7, 8, 13, 17, 21, or 23 by Giuliani
3. Pieces

Performance major: Two contrasting pieces or movements from intermediate to advanced level by Bach, Brouwer, Weiss, Sor, Giuliani, Turina, Albeniz, Granados, Mertz, Barrios etc.

Non-performance major: one piece or movement from intermediate to advanced level by Bach, Brouwer, Weiss, Sor, Giuliani, Turina, Albeniz, Granados, Mertz, Barrios etc.

\*All selected etude and piece(s) must be played from memory.

\*The sight-reading skill will be tested only in on-site auditions.

#### Tips for video recording:

- Using the built-in microphone and camera of your smartphone or tablet is adequate.
- The recording must include both audio and video of the performance.
- Every piece must be recorded in one continuous take – no sound editing and/or enhancement.
- The applicant should be well-dressed in the video.

## Voice

1. Technic: Two Technical exercises: (sing in a sustained vowel “Ah”)
  - a. Accompanied – Choose one from No. 11-15, Concone, Op. 9, 50 Lessons
  - b. Unaccompanied – No. 1, Panofka, Op. 85 (The applicant may be asked to sing in a higher or lower key according to the voice type.)
2. Pieces: Three songs:
  - c. One classical selection; an aria or art song not in English or Thai
  - d. Two songs of applicant’s own choice

If you have been studying classical voice for a longer period of time, we prefer you to sing one of the choices also in a language other than English or Thai.

You are encouraged to show your awareness of movement or dance and acting while performing the repertoire.

\*\* If you need guidance on the pieces to prepare, please contact the Voice Performance Department at the College.

\*\*\* Submit a Public or Unlisted Youtube link of non-edited VDO recording by each song (Only 2 technical exercises please record together in one link) \*\*\*

## Woodwind (Recorder, Flute, Oboe, Clarinet, Bass Clarinet, Bassoon, Saxophone)

1. Technic:

Perform three major scales and arpeggios of your choice, in as many octaves as you can comfortably play. Also perform a chromatic scale as high and as low as you can comfortably play. The focus should be on presenting a warm characteristic sound and an error-free performance at a moderate tempo.
2. Pieces:

Perform two contrasting selections that demonstrate your musical and technical strengths. The selections should be from the standard solo or etude repertoire. Contrasting movements from the same piece are acceptable. Total performance time of the two selections should not exceed seven minutes. It is acceptable to perform partial selections to stay within the time limit if necessary. Performing with accompaniment is recommended, but not required.
3. Sight Reading: May be asked in a live audition only.

## String (Violin, Viola, Cello, Double bass, Harp)



1. Perform one major and one minor scale and arpeggios of your choice, in as many octaves as you can play. Perform them separate and slurred (legato), with as many notes per bow as you can comfortably play.
  2. Perform two contrasting selections of your choice from the standard solo and etude repertoire that demonstrate your musical and technical strengths. (for example, one etude and a one movement of a concerto or a sonata) Total performance time of the two selections should not exceed ten minutes. It is acceptable to perform partial selections to stay within the time limit if necessary (for example, exposition only). Performing with accompaniment is recommended.
  3. The candidate may also be asked to sight-read a short passage. \*
- \*If the audition is performed online this step can be skipped.

## **Guidelines for recording your audition video**

### Equipment

1. You may use your mobile phone, tablet or laptop. Set your camera resolution to at least 720p. File format acceptable: MP4, WMV, MOV, MPG. Do not edit the recording in any way.
2. Your phone or tablet should be set horizontally – put it in Airplane mode or Do Not Disturb mode to avoid interruptions – and tap the screen to focus.
3. Use a tripod or stand.
4. Be sure the device is at the right distance from you to frame the shot. Do not use the zoom function as this makes the image grainy or fuzzy.

### Room

1. Be sure the light is good. Try to minimize shadows on your face.
2. Be sure the room is quiet. No background noise (television noise, other people practicing, dancing, cooking, etc.)
3. Record in a spacious room to avoid unnecessary reverb.

### Recording

1. Be sure you are in the centre of the frame
  - For violin and viola, we need to see at least from the hips up, not just your face.
  - For cello and bass, we need to see your whole body.
2. The angle of the camera should be around the same level with your torso to get the best camera angle.
3. Make sure that your music stand doesn't block the camera.

### Check your work before submitting it.

1. Make sure your videos are right side up.
2. Watch and listen all the way through to check if there is any problem with your recording and check your files' name.

**Brass (Trumpet, Trombone, Tuba, Euphonium, French Horn)**

1. **Technic:** Perform three (3) major and three (3) natural minor scales with arpeggios, in as many octaves as you can comfortably play. Also perform a chromatic scale as high and as low as you can comfortably play. The focus should be on presenting a warm characteristic sound and an error-free performance at a moderate tempo. Sight reading may also be asked.

2. **Pieces:** Perform two (2) contrasting selections that demonstrate your musical and technical strengths. The selections should be from the standard solo or etude repertoire. Contrasting movements from the same piece are acceptable. Total performance time of the two selections should not exceed ten minutes. It is acceptable to perform partial selections to stay within the time limit if necessary (for example, exposition only). Performing with accompaniment is recommended.

## Percussion

### 1. Solo Pieces

Snare drum: Perform one snare drum etude or solo from the following (or comparable alternates):

Keith Aleo – Advanced Etudes for Snare Drum

Mitchell Peters – Advanced Snare Drum Studies

Warren Benson – Three Dances for Solo Snare Drum

Marimba:

Perform one etude or solo for 2-mallet from the following (or comparable alternates):

Morris Goldenberg – Modern School for Xylophone, Marimba, and Vibraphone

J.S. Bach – Sonata and Partitas for Violin, Suites for Cello

Perform one solo for 4-mallet from the following (or comparable alternates):

Mathias Schmitt – Ghania

Ney Rosauero – Three Preludes

Benjamin Wittiber – Rhythm Dance

Clair Omar Musser – Etudes for Marimba

Timpani: Perform one 3-4-drum timpani etude from the following:

Saul Goodman - Modern Method for Timpani

John Beck - Concepts for Timpani

Richard Hochrainer - Etudes for Timpani (Book 1)

### 2. Technical Demonstration

Snare drum: demonstrate various rudiments on snare drum, slow-fast- slow

Marimba: 7 sharps, 7 flats - Two (2) major scales, two (2) octaves with arpeggios, ascending and descending

7 sharps, 7 flats – Two (2) minor scales, two (2) octaves with arpeggios, ascending and descending

Timpani: tuning 4<sup>th</sup>, 5<sup>th</sup>, 8<sup>th</sup> intervals

### 3. Sight-Read materials on marimba and snare drum

## Piano

Technique:

1. Scale in parallel motion of all major and minor keys in 4 octaves (4 notes to M.M. 80)

candidate will choose ONE key from each of these categories

-D, E, G and A major

-F and B major

-black key major

-white key harmonic minor

-black key harmonic minor

-white key melodic minor

-black key melodic minor

2. Arpeggios in contrary motion of all major and minor keys in 2 octaves (4 notes to M.M. 80)

candidate will choose ONE key from each of these categories

-white key major

-black key major

-white key minor

-black key minors

Note: Scales and arpeggios with cadence must be concluded with cadences (I-IV-I-V7-I) in all three positions, and performed by memory.

Pieces: Four pieces of the following genres will be required to perform.

• All pieces must be performed by memory. Do not take repeats. Any substitution of the required pieces will not be allowed.

1. One etude (preferably from Romantic or 20<sup>th</sup> Century period)

2. One Baroque piece

- One of the 48 preludes and Fugues from the Well-Tempered Clavier, Books I & II by J. S. Bach OR One Three Part Invention by J.S. Bach

3. 1<sup>st</sup> movement of any sonatas by composers in Classical period

4. One Romantic, 20<sup>th</sup> Century, or Contemporary piece

Short quick study piece:

The score will be given to the candidate one month prior to the audition date

\*\*International/overseas candidates and candidates who have a travel difficulty are exempted from LIVE Audition.

Candidates must upload a non-edited, continuous playing of required pieces on YouTube/ Google Drive/ etc. Then, send your links with your application.

\*\* TIME examination (piano-grade 12) is allowed to be used instead of this requirement, however, it is an optional

### Instructions for audition video

Please record a one-minute introduction video with these following information:

- Your name
  - Your degree and your major
  - Your current school and teacher as well as your level in piano playing
  - others
- 

Recording Requirements:

- Each piece must be uploaded as separate files
- Recordings must be labeled with the name of the composer and work or movement
- Recordings must be in these file format:  
avi, .flv, .m1v, .m2v, .m4v, .mkv, .mov, .mpeg, .mpg, .mp4, .webm, .wmv
- Recordings must not be edited, and genuinely performed by a candidate
- Recordings must be up to date (not older than two years to the submission date)

---

### Appendix

Example of cadences in three positions (C major)



1. Audition
2. Program interview (Incase pass audition/major exam. and have the list to interview)
3. Thai music theory Grade 12 (submit TIME)
4. Western music theory Grade 5 (submit TIME)

### **Thai and Eastern Music Audition Requirement**

#### **Thai Voice**

1. Sing the “Taptongplengching” set and 1 song of your choice using the rhythmic pattern “Natapbrogai, 3 chan” (standard song) with the selected song being at least 32 measures.
2. Must have the ability to hit cymbals at various rhythmic rates, be able to read notes and pronounce intonation in rhythm of Natapbrogai, 3 chan, and be able to sing the notes provided by the committee.
3. Consideration will come from the auditionee’s overall singing, which includes completeness and correctness of the performed repertoire, including the quality of sound and technique.

#### **Thai Strings and Instruments, including Saw Duang, Saw Uu, Saw Sam Sai, Jakae, Kim, and Khloi Piang Aw**

1. Play 1 song using the rhythmic pattern “Natapbrogai, 2 chan” (standard or solo song) with each song being at least 48 measures.
2. Consideration will come from the auditionee’s overall performance, which includes completeness and correctness of the performed repertoire, including the quality of sound and technique.

#### **Pipaai Instruments, including Ranad Eek, Ranad Tum, Pii Nai, Kong Wong Yai and Kong Wong Lek**

1. Play the song *Ruasamla* and a solo song of not less than 48 measures.
2. Consideration will come from the auditionee’s overall performance, which includes completeness and correctness of the performed repertoire, including the quality of sound and technique.

#### **Thai Drums**

1. Play the song *Satugan* with a Tapon Thai and play the rhythmic pattern “Natapongmai” and “Natabrogai,” in 3 *chan*, 2 *chan* and 1 *chan* with a Glongkaek and Rammana.
2. Consideration will come from the auditionee’s overall performance, which includes completeness and correctness of the performed repertoire, including the quality of sound and technique.

#### **Thai Folk Music Instruments, including Kaen, Pin, Ponglang, Wote and Saw**

1. Play the following song: **Kaen – Laitangyao or Laitangsan**

**Pin** – *Lailampleun* or *Laiputhai*

**Ponglang** – *Lailampleun*

**Wote** – *Lailampleungaonama*

**Saw** – *Laiputhai* or *Laisitandon*

2. Consideration will come from the auditionee's overall performance, which includes completeness and correctness of the performed repertoire, including the quality of sound and technique.

**Eastern Musical Instruments, including, Eastern Musical Instruments, including Yangchin, Gujeung, Goto, and Ahoo**

1. Play 2 songs of your choice for not more than 10 minutes.

2. Consideration will come from the auditionee's overall performance, which includes completeness and correctness of the performed repertoire, including the quality of sound and technique.

### 3. Jazz

1. Audition
2. Program interview (Incase pass audition/major exam. and have the list to interview)
3. Western music theory Grade 12 (submit TIME)
4. Ear training Grade 12 (submit TIME)

## **Jazz Audition Requirement**

### **Wind and Brass: Trumpet, Trombone, and Saxophone**

**1. Technique:** Applicant must play a one-take long of 2 octaves scales & arpeggios (ascending and descending) in swing feel with eighth note, with metronome clicking on beats 2 and 4 at 40-60 bpm, all in the keys of D, A, and Bb

Scales: including Major Scales, Harmonic, Jazz Melodic, Natural Minor Scales.

Arpeggios: including Major 7th, Dominant 7th, Minor 7th

**2. Pieces:** Perform one Jazz standard or Jazz Blues repertoires for example Billie Bounce, Au Privave, Take a Train, etc following these orders

- Head in 1 chorus
- Solo Improvisation at least 2 choruses
- Head out 1 chorus

\* the audition has to be with a quartet (piano or guitar, bass, and drums) or with a good quality backing track

**3. Transcription:** plays the transcription with metronome clicking on beats 2 and 4 at 60 bpm.

– [Download File](#) | Trumpet: Just Friends (Chet Baker)

– [Download File](#) | Trombone: Freddie Freeloader (Miles Davis)

– [Download File](#) | Alto Saxophone: Now's the Time (Charlie Parker)

– [Download File](#) | Tenor Saxophone: Take the "A" Train (Brandford Marsalis)

**Video Recorded Audition:** The recordings will be divided into 3 separated files, including;

- a. File no. 1 – Technique:
- b. File no. 2 – Piece
- c. File no. 3 – Transcription

For each of the above files, each video recording should be of good quality and taken in one take without any edition.

Each file should be named to include [applicant's name and last name + File no.]. The applicant's face and fingers must be visible at all times.

### **Chordal: Piano and Electric Guitar**

**1.Technique:** Play a one-take long of 2 octaves scales & arpeggios (ascending and descending) in swing feel with eight note, with metronome clicking on beats 2 and 4 at 40-60 bpm, all in the keys of D, A, and Bb

Scales: including Major Scales, Harmonic, Jazz Melodic, Natural Minor Scales

Arpeggios: including Major7<sup>th</sup>, Dominant 7<sup>th</sup>, Minor 7<sup>th</sup>.


**2.Pieces:** Perform one Jazz standard or Jazz Blues repertoires for example Billie Bounce, Au Privave, Take a Train, etc following these orders

- Head in 1 chorus
- Solo Improvisation at least 2 choruses
- Accompaniment at least 1 chorus
- Head out 1 chorus
- the audition has to be with a trio or quartet (horns, bass, and drums) or with a good quality backing track

**3. Transcription:** plays the transcription, with metronome clicking on beats 2 and 4 at 60 bpm.

– [Download File](#) | Piano: From “Danceland” (Earl ‘Bud’ Powell)

– [Download File](#) | Guitar: Billie’s Bounce (Wes Montgomery)

 Video Recorded Audition: The recordings will be divided into 3 separated files, including;

- a. File no. 1 – Technique:
- b. File no. 2 – Piece
- c. File no. 3 – Transcription

For each of the above files, each video recording should be of good quality and taken in one take without any edition. Each file should be named to include [applicant’s name and last name + File no.]. The applicant’s face and fingers must be visible at all times.

### **Double bass and Electric Bass**

**1.Technique:** Play a one-take long of 2 octaves scales & arpeggios (ascending and descending) in swing feel with eight note, with metronome clicking on beats 2 and 4 at 40-60 bpm, all in the keys of D, A, and Bb

Scales: including Major Scales, Harmonic, Jazz Melodic, Natural Minor Scales

Arpeggios: including Major7<sup>th</sup>, Dominant 7<sup>th</sup>, Minor 7<sup>th</sup>

**2.Pieces:** Perform one Jazz standard or Jazz Blues repertoires for example Billie Bounce, Au Privave, Take a Train, etc following these orders


- Head in 1 chorus
- Accompaniment with walking bass at least 2 choruses
- Solo Improvisation at least 1 chorus
- Head out 1 chorus
- the audition has to be with a trio or quartet (horns, piano or guitar, and drums) or with a good quality backing track

**3. Transcription:** plays the transcription and etude with metronome clicking on beats 2 and 4 at 60 bpm.

– [Download File](#) | Bass: Exactly Like You

**Remark:** Applicant who pass with electric bass will be require study double bass as major instrument.



 Video Recorded Audition: The recordings will be divided into 3 separated files, including;

- a. File no. 1 – Technique:
- b. File no. 2 – Piece
- c. File no. 3 – Transcription

For each of the above files, each video recording should be of good quality and taken in one take without any edition. Each file should be named to include [applicant's name and last name + File no.]. The applicant's face and fingers must be visible at all times.

### **Drum set**

**1. Technique:** Play a one-take long of 2 octaves scales & arpeggios (ascending and descending) in swing feel with eight note, with metronome clicking on beats 2 and 4 at 40-60 bpm, all in the keys of D, A, and Bb

Scales: including Major Scales, Harmonic, Jazz Melodic, Natural Minor Scales

Arpeggios: including Major 7<sup>th</sup>, Dominant 7<sup>th</sup>, Minor 7<sup>th</sup>

**2. Pieces:** Perform one Jazz standard or Jazz Blues repertoires for example Billie Bounce, Au Privave, Take a Train, etc following these orders

- Head in 1 chorus
- Accompaniment with swing patterns at least 2 choruses
- Solo trade 4's at least 1 chorus
- Head out 1 chorus
- the audition has to be with a trio or quartet (horns, piano or guitar, and bass) or with a good quality backing track

**3. Transcription:** plays the transcription and etude with metronome clicking on beats 2 and 4 at 60 bpm.

– [Download File](#) | Drums: Transcription for BM

 Video Recorded Audition: The recordings will be divided into 3 separated files, including;

- a. File no. 1 – Technique:
- b. File no. 2 – Piece
- c. File no. 3 – Transcription

For each of the above files, each video recording should be of good quality and taken in one take without any edition. Each file should be named to include [applicant's name and last name + File no.]. The applicant's face and fingers must be visible at all times.

## Entrance Examination

1. Audition
2. Program interview (Incase pass audition/major exam. and have the list to interview)
3. Western music theory Grade 12 (submit TIME)
4. Ear training Grade 12 (submit TIME)

## Popular Music Audition Requirement

### A. Musical Instrument Audition Requirements (E.Guitar, E.Bass, Piano, Saxophone and Trumpet)

- All applicants are required to record the following video clips of a performance from #1 to #12 by requirements
- record a video end to end in the same clip. The video clip must not be longer than 15 minutes only, and video editing is strictly prohibited.
- The camera's perspective must clearly show the face and the hands on which the instrument is played.
- Introduce yourself before starting the audition (Including name, applicant ID, instrument, department and the style you are applying, audition round)
- Record the video and sound reasonably and balance the instrument's sound and backing track accordingly.

#### 1. Piece (30 points)

#1 Perform a piece chosen by the applicant according to aptitude 1 song, which shows the skills and abilities of each instrument for the committee to see. Applicant s are required to perform a 3-5 minutes with backing track that applicant has prepared himself. And allows the use of self-composed songs.

#### 2. Style Test (30 points)

Perform the instrument in accordance with the specified note in conjunction with the backing track at the following link

[Download Link](#) Candidates must demonstrate an understanding of the following styles of music:

#2 Bossa #3 R&B #4 Blues

#### 3. Scale and Arpeggio Test (30 points)

The Scale and Arpeggio are performed. Here are the eighth-notes at 60-80bpm, both up and down in 2 octaves, in conjunction with the metronome, the applicant must open himself.

##### Scale

#5 Ab Major Scale  
#6 B Melodic Minor Scale  
#7 D Harmonic Minor Scale

##### Arpeggio

#8 A# Major7  
#9 Db Minor7  
#10 F# Dominant7  
#11 E Minor7b5

#### 4. Etude Test (10 points)

#12 Performing Etude on a given link [Download Link](#) in conjunction with the Metronome, the applicant must manually turn on the metronome as the tempo specified.

### B. Musical Instrument Audition Requirements (Drum Set)

- All applicants are required to record the following video clips of a performance from #1 to #12 by requirements

- record a video end to end in the same clip. The video clip must not be longer than 15 minutes only, and video editing is strictly prohibited.
- The camera's perspective must clearly show the face and the hands on which the instrument is played.
- Introduce yourself before starting the audition (Including name, applicant ID, instrument, department and the style you are applying, audition round)
- Record the video and sound reasonably and balance the instrument's sound and backing track accordingly.

### 1. Piece (40 points)

# 1 Perform a piece chosen by the applicant according to aptitude 1 song, which shows the skills and abilities of each instrument for the committee to see. Applicant s are required to perform a 3-5 minutes with backing track that applicant has prepared himself. And allows the use of self-composed songs.

### 2. Style Test (20 points)

Perform the instrument in accordance with the specified note in conjunction with the backing track at the following link [Download Link](#) Candidates must demonstrate an understanding of the following styles of music:

#2 Bossa #3 R&B #4 Blues

### 3. Scale and Arpeggio Test (20 points)

The Scale and Arpeggio are performed. Here are the eighth-notes at 60-80bpm, both up and down in 2 octaves, in conjunction with the metronome, the applicant must open himself. The Drummer applicants must play on piano or various melody instruments.

#### Scale

#5 Ab Major Scale  
#6 B Melodic Minor Scale  
#7 D Harmonic Minor Scale

#### Arpeggio

#8 A# Major7  
#9 Db Minor7  
#10 F# Dominant7  
#11 E Minor7b5

### 4. Etude Test (20 points)

# 12 Performing Etude on a given link [Download Link](#) in conjunction with the Metronome, the applicant must manually turn on the metronome as the tempo specified.

## C. Voice Audition Requirements

- All applicants are required to record the following video clips of a performance from #1 to #8 by requirements
- Record a video end to end in the same clip. The video clip must not be longer than 15 minutes only, and video editing is strictly prohibited.
- The camera's perspective must clearly show the applicant's face.

- Introduce yourself before starting the audition (Including name, applicant ID, instrument, department and the style you are applying, audition round)
- Record the video and sound reasonably and balance the instrument's sound and backing track accordingly.

### 1. Piece (70 points)

Sing 3 songs that the applicant chooses according to the following requirements. Together with the background music or backing track that applicant have to prepare themselves. Backing track must not contain the main melody.

#1 One English songs (slow song).

#2 One English songs (up tempo song).

#3 One Thai song or national language song (can be slow or up tempo song)

### 2. Scale Test (20 points)

The applicant presses the root of each scale on the applicant's instrument and begins singing the following key scale in conjunction with the metronome at 60-80 bpm as eighth-note, up and down in 1 octave.

#4 Bb Major scale

#5 E Natural minor scale

#6 F Melodic minor scale

#7 D Harmonic minor scale

### 3. Test for melody memory skills (10 points)

#8 Download files following this link [Download Link](#). Listen and remember the piano melody from the file named [Melody] and sing the same melody along with the file named [Backing Track]. The applicant has to open the file [Backing track] from their own device. (Choose only 1 file that the key is suitable for The voice range of the applicant)

## 5. Musical Theater

### Entrance Examination

1. Audition
2. Program interview (Incase pass audition/major exam. and have the list to interview)
3. Western music theory Grade 12 (submit TIME)
4. Ear training Grade 12 (submit TIME)

### Musical Theatre Audition Requirement

1.       Technic: Two technical exercises: (sing in a sustained vowel “Ah”)
  - a. Accompanied – Choose one from No. 11-15, Concone, Op. 9, 50 Lessons
  - b. Unaccompanied – No. 1, Panofka, Op. 85 (The applicant may be asked to sing in a higher or lower key according to the voice type.)
  
2.       Pieces: Three songs:
  - c. One classical selection; an aria or art song not in English or Thai
  - d. Two contrasting songs (for example, one up-tempo piece and one ballad piece, or songs of contrasting characters) of applicant’s own choice from musical theatre repertoire

You are encouraged to show your awareness of movement or dance and acting while performing the repertoire.

\*\* If you need guidance on the classical selection or for the free choice options, please contact the Voice Performance Department at the College.

3.       One monologue:
  - e. The applicant chooses one monologue from the list provided by the Voice Performance Department, and perform it from memory. The applicant can download monologue list from menu Sample Music via admission application page.

4.       Dance:
  - f. The applicant will present a ninety-second to two-minute dance piece choreographed to a musical theatre repertoire. It can be choreographed by the applicant or by others. It is not necessary to sing while dancing the piece. The applicant is required to bring their own music and speakers to the audition.

\*\*\* Submit a Public or Unlisted Youtube link of non-edited VDO recording by each song / acting / Dance (Only 2 technical exercises please record together in one link) \*\*\*

## 6. Music Composition

### Entrance Examination

1. Composition Audition are 3 sections; Pieces, Written exam and Audition.
  2. Program interview (Incase pass audition/major exam. and have the list to interview)
  3. Western music theory Grade 12 (submit TIME)
  4. Ear training Grade 12 (submit TIME)
- \* All instrument in classical style.

### Music Composition Audition Requirement

1. Major Application Requirements

Submit at least two (2) original compositions with any instrumentation. Applications should include scores to accompany the pieces and recordings (audio or MIDI) if possible [CD recording or file].

## 2. Written Exam (1 hour)

Applicants will be given a choice of several incomplete melodies. From these, they will choose one melody and continue it in a similar style for at least two (2) more phrases. Applicants will also add an accompaniment that compliments the completed melody in harmony, counterpoint, and texture.

The exam will last one (1) hour and use of a piano is allowed.

## 3. Audition (In Person or Video Interview for International Applicants)

1) The composition and Theory Faculty will discuss the submitted works (if any) with the applicant. If a video recorded application, the person responsible for videotaping the exam should then ask them to speak about their interest in composition (about how the pieces they submitted were composed, how they became interested in composition, favorite composers/pieces, future plans, etc.) or connect to the composition faculty via a video conferencing platform (Skype, Webex, Zoom).

2) Demonstrate basic musicianship on the piano or primary instrument:

a. Scales and arpeggios in three (3) major and minor keys (two octaves).

b. Prepare a short excerpt (not less than two (2) minutes) to play on the piano or their primary instrument. This excerpt may come from any piece in the repertoire.

3) In addition, the faculty or video interviewer may assess the applicant's musicianship through basic melodic/rhythmic questions, including interval or chord identification by playing a collection of pitches at the piano. Applicants should also be prepared to answer questions pertaining to their interest in composition.

## 7. Music Education and Pedagogy

Music Education and Pedagogy Major is one of 5 Majors in the Bachelor of Music program aims to produce graduates who have knowledge and potential to work or study in higher level in academic work, music teaching and learning management. The curriculum is designed to balance between practical and academic subjects that include music teaching and learning theories, activities of developing learners, music curriculums, assessment, psychology, student behavior and process of learning, and introduction to research in music education.

### Entrance Qualifications

1. Have a GPA not less than 2.50
2. Portfolio (for interview session)
3. A recommendation Letter from advisory teacher

### Entrance Examination

1. Audition (Choose one style)
2. Major examination (Written exam.)
3. Program interview (In case pass audition/major exam. and have the list to interview)
4. Basic knowledge (Choose one group)
  - 4.1 Western Instrument (submit TIME)
    1. Western music theory Grade 12 (submit TIME)
    2. Ear training Grade 12 (submit TIME)
  - 4.2 Western Instrument (submit TIME)
    1. Thai music theory Grade 12 (submit TIME)
    2. Western music theory Grade 5 (submit TIME)

### Music Education Major Examination

1. Music Education Written Exam: A written exam in Music teaching philosophy, process of teaching and learning, teacher qualification, critical thinking, problem solving, management skills, leadership, creativity in music education as well as the ability to present, summarize and defend ideas
2. Music Education Group exam: The applicants will participate in group activities to share their ideas, experience, and attitudes on education, teaching, and working. It aims to test teachership, co-operation, communicative skills, creativity, problem-solving abilities, management, and leadership.

### Online exam methods;

#### 1. Written examination

- Applicants log-in to report themselves via webex system, 15 minutes before exam start.
  - The examination committee sends the exam to the exam takers (PDF file) via webex system.
  - The examination committee clarifies details of the written exam and answers questions.
  - Written exam for a bachelor's degree (Able to search the document)
  - Send exam back **W**ithin the time limit.
- \* Have applicants print their answers in a Microsoft Word file using Ansanang New Font 16 and save them as a PDF file.
- \*\* Applicants must log-in and keep their camera on for the duration of the exam.
- \*\*\* If applicants have questions, they can ask the examiner via webex.
- \*\*\*\* Applicants must submit the exam within the time limit. Submitted later, it may affect exam scores or examination disqualification.

#### 2. Group exams

- Applicants log-in to the group exam via webex system.

### Audition Requirement

Choose one (style)	Follow the audition requirement of;
Classic	Classical Music Performance
Thai	Thai and Eastern Music

Jazz	Jazz
Pop	Popular Music

### **8. Music Business**

Music Business Department is combined both business knowledge and music skills for the students to apply both knowledge for doing their business and occupation successfully in the future, concentrated teaching excellency on music and business knowledge such as Principles of Marketing, Integrated Marketing Communication, International Music Business, Principles of Accounting, Business Finance, Digital Marketing, Entrepreneurship, and Legal Issue in Music Business, etc.

Aside from the theories, students in the music business department have opportunities to do a practicum in the special project management in their senior-year and also do an internship with the leading music companies in Thailand.

#### **Entrance Examination**

1. Audition (Choose one style)
2. Major examination (Written exam.)



3. Program interview (Incase pass audition/major exam. and have the list to interview)
4. Basic knowledge (Choose one group)
  - 4.1 Western Instrument (submit TIME)
    1. Western music theory Grade 12 (submit TIME)
    2. Ear training Grade 12 (submit TIME)
  - 4.2 Western Instrument (submit TIME)
    1. Thai music theory Grade 12 (submit TIME)
    2. Western music theory Grade 5 (submit TIME)

**Music Business Major Examination**

Applicants will be required to complete music business major exam (online, in a specific Google classroom), covering three areas:

1. the mathematical ability to describe a situation that arises
2. General knowledge and knowledge around for building a music business
3. Measure the prospects in business. (Solving current problems)

**online exam methods**

- Online exams via Google classroom
- All test takers are required to log in to the classroom ahead of time to take the test by logging in their personal e-mail.
- When it's time for the exam, there will be a link sent to the email logged in for the test taker to click on the exam immediately.
- When the exam time is over the system will immediately close the response. Examiners who submit past the deadline will not be reviewed. And considered failing the automatic subject exam.

• For further inquiries, contact the coordinator: Mr. Jiraporn Kitirakkul, phone number 0944646562

**Audition Requirement**

Choose one (style)	Follow the audition requirement of;
Classic	Classical Music Performance
Thai	Thai and Eastern Music
Jazz	Jazz
Pop	Popular Music
Musical Theater	Musical Theater

**9 Music Technology**

Music Technology is study or the use of any device to work on sound. To becoming a sound engineer or sound designer in recording studio and live sound engineering system. Students will learn how to use all the equipment in both analog and digital components. For example, microphone, outboard gears and create creative project with computer music techniques for all type of media.

**Entrance Examination**

1. Audition (Choose one style)
2. Major examination (Written exam.)
3. Program interview (Incase pass audition/major exam. and have the list to interview)
4. Basic knowledge (Choose one group)

#### 4.1 Western Instrument (submit TIME)

1. Western music theory Grade 12 (submit TIME)
2. Ear training Grade 12 (submit TIME)

#### 4.2 Western Instrument (submit TIME)

1. Thai music theory Grade 12 (submit TIME)
2. Western music theory Grade 5 (submit TIME)

### **Music Technology Major Examination**

The exam will be testing in type of microphone, comparison between before and after audio processing, understanding the audio signal flow, basic electronic, audio equipment in recording studio, music production with computer music software and general knowledge in music technology

Music technology major exams with online exam methods;

The music technology exam will be divided into two parts.

1. Examination with multiple choice exam through Kahoot program.
  - Applicants take the exam and take the exam on time.
  - After the exam is over, Proctor will announce (1-2 hours after the exam) who will be able to pass the oral exam.
  - During the exam will have to open a webcam through the Webex meeting program to see the work of the examiner all the time.
  - During the exam, test takers cannot access the Internet browser or any book information. If the examiner finds an abnormality in fraud, he or she will lose the test
  - To login to the exam, specify Applicants code and followed by the first three English initials.
2. Oral examination through the Webex meeting program.
  - An oral exam will be conducted with an online examiner through the Webex meeting program.
  - During the exam, a webcam must be turned on for the examiner to see the faculty's face to ask questions at all times
  - The exam will include a fraud test from the first round.
  - A test of knowledge and understanding of music technology.
  - To login to the exam, specify. Name and Applicants code.

### **Equipment needed for the exam**

1. Equipment for opening Web cam via Webex.
2. Equipment for taking exams through the Kahoot program such as computers, tablets or mobile phones.
3. Create an account for logging in Kahoot and Webex with the name of the log in before the exam date.

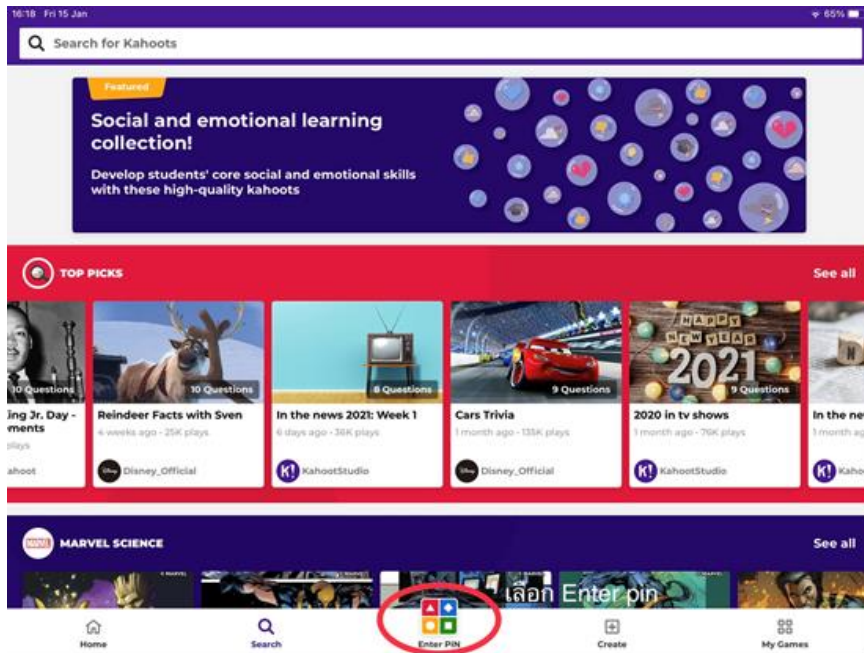
### **Preparation description application (Links)**

Webex meeting download: <https://www.webex.com/downloads.html>


Webex meeting exam link: <https://mahidol.webex.com/join/patcharapon.mon>

Kahoot download: <https://kahoot.com/home/mobile-app/>

## Attending the exam through Kahoot with the Application



## Attending the exam through Kahoot



## Audition Requirement

Choose one (style)	Follow the audition requirement of;
Classic	Classical Music Performance
Thai	Thai and Eastern Music
Jazz	Jazz
Pop	Popular Music
Musical Theater	Musical Theater